





# Emergency Response Guide

	CATEGORY	DESCRIPTION	CONTACT	PHONE NUMBER
	<b>SAFETY</b>	<ul style="list-style-type: none"> <li>Personal safety concern</li> </ul>	University Police	On campus: 3-6222 Off campus: 410-543-6222
	<b>TERRORISM</b>	<ul style="list-style-type: none"> <li>Suspicious packages, materials or individuals</li> </ul>	University Police	On campus: 3-6222 Off campus: 410-543-6222
	<b>FIRE</b>	<ul style="list-style-type: none"> <li>Evacuate area</li> <li>Call for help. Pull fire alarm. Warn others to evacuate as you leave the building.</li> <li>Move a safe distance from the building</li> <li>Provide information to emergency responders as they arrive</li> </ul>	911 ... Next contact University Police from a safe location	911
	<b>MINOR INJURY:</b> Non-life-threatening injury	<ul style="list-style-type: none"> <li>Offer self-service first aid supplies, if available</li> <li>University Police may transport person if unable to drive</li> <li>Student Health Services may treat, where applicable</li> <li>Complete Incident Report after treatment*</li> </ul>	University Police	On campus: 3-6222 Off campus: 410-543-6222
	<b>ALL SERIOUS INJURIES</b> Life-threatening injuries	<ul style="list-style-type: none"> <li>Call 911</li> <li>University Police are trained in first aid</li> </ul>	911	On campus: 3-6262 Off campus: 410-543-6262

CELL PHONE TEXT:	ARMED INTRUDER	SHELTER-IN-PLACE	EVACUATE CAMPUS	GET INFORMATION
	<b>ACTION:</b> <ul style="list-style-type: none"> <li>Be quiet</li> <li>Lights out</li> <li>Lock or barricade doors if possible</li> <li>Contact University Police if possible</li> <li>Use your best judgement</li> </ul>	<b>ACTION:</b> <ul style="list-style-type: none"> <li>Seek the lowest level of the building in an area without glass</li> <li>Wait for the all-clear notice before going outdoors</li> </ul>	<b>ACTION:</b> <ul style="list-style-type: none"> <li>Go to the nearest exit and move a safe distance from the exit</li> <li>Follow instructions from University Police and Emergency Responders</li> </ul>	<b>ACTION:</b> <ul style="list-style-type: none"> <li>Seek information from any available sources including e-mail, campus channel 24, posted signs and <a href="http://www.salisbury.edu/emergency">www.salisbury.edu/emergency</a></li> </ul>

Salisbury Immediate Care is located approximately 1 mile north of the campus on U.S. Route 13 (410-543-2020).  
 PRMC is approximately 1.3 miles north of the campus on US Route 13 (410-543-7101)  
 \*Non-Employee and Employee Incident Report forms are available online: [www.salisbury.edu/healthsafety/accident](http://www.salisbury.edu/healthsafety/accident)